



**IRCON INTERNATIONAL LIMITED**

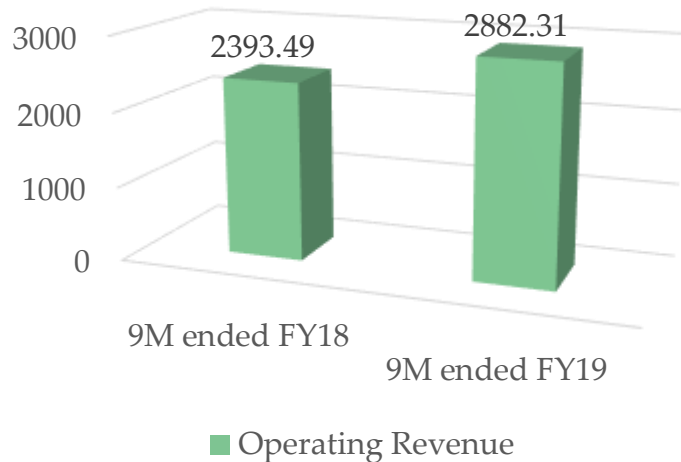
(A Government of India Undertaking)

# Financial Results Nine Months Ended December, 2018

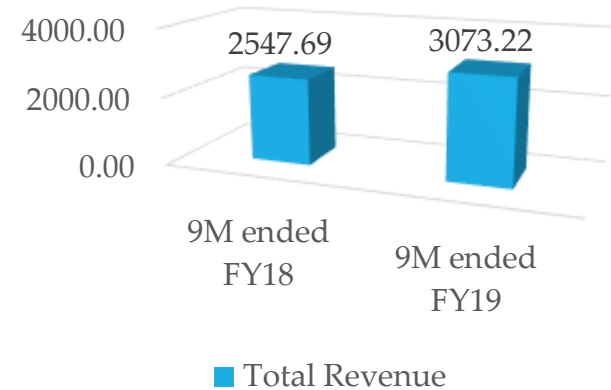


# Revenue (Standalone) 9 months

### Operating Revenue (Rs. in Crore)



### Total Revenue (Rs. in Crore)



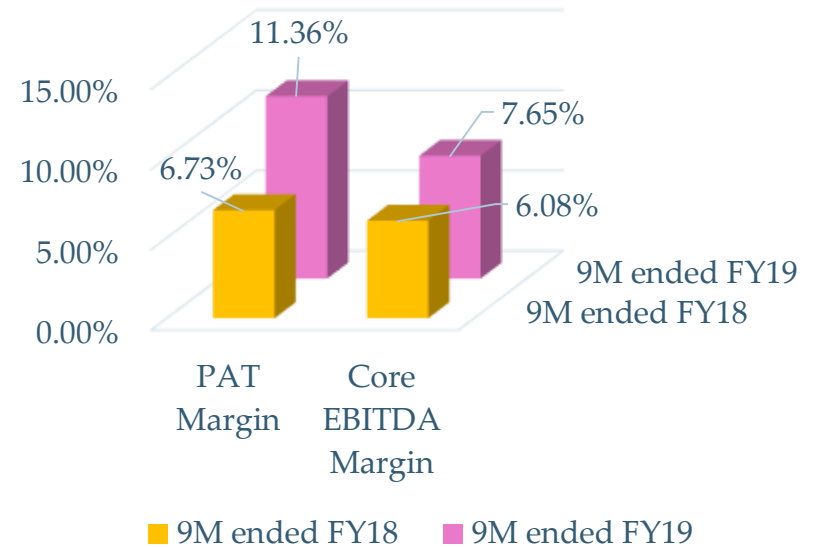
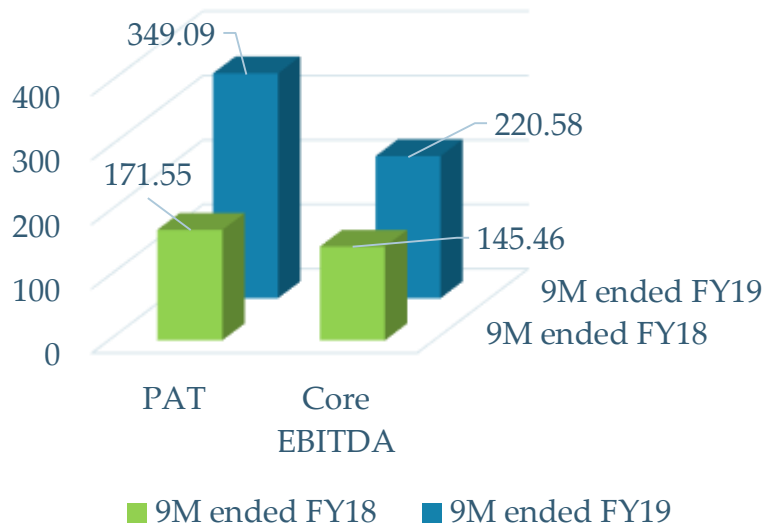
- Operating Revenue increased by 20.42% over corresponding nine months ended FY18.

- Operational revenue contributed by Railways is 84%

- Operational revenue contributed by Highways is 12%

# Core EBITDA & PAT (Standalone) 9 months

(Rs. in Crore)



- Core EBITDA margin increased to 7.65% from 6.08% over corresponding period FY18.

- PAT margin increased to 11.36% from 6.73% over corresponding period FY18.

# Financial Summary 9 months

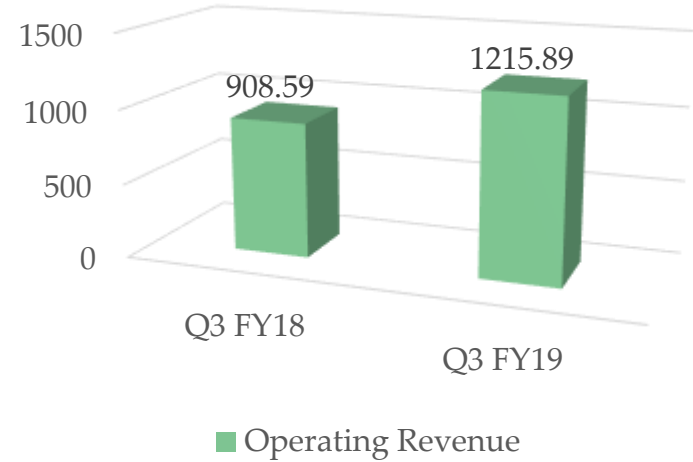
(Rs. in Crore)

Particulars	For Nine months		Increase/ (Decrease) (%)
	2018-19	2017-18	
Operating Revenue	2882	2393	20.42%
Total Revenue	3073	2548	20.63%
Core EBITDA	221	145	52.41%
Core EBITDA Margin (%)	7.65	6.08	1.57%
PBT	392	238	64.70%
PAT	349	172	102.91%
PAT Margin (%)	11.36	6.73	4.63%
EPS (In Rupees)	37.12	17.35	113.95%

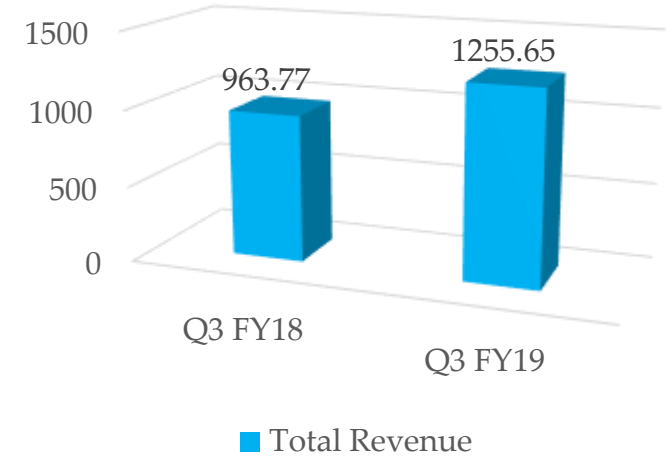
- Above figures are on standalone basis.
- Statutory Auditor has carried out limited review of financials for nine months ended December 2018.

# Revenue (Standalone) For Q3

Operating Revenue (Rs. in Crore)



Total Revenue (Rs. in Crore)



- Operating Revenue increased by 33.82% over corresponding quarter of FY18.



## Top Five Projects based on Turnover Contribution in FY 2018-19

(Rs. in Crore)

Name of the Project	Revised Contract Value	Actual T.O. upto 31.3.18	Turnover Target for 2018-19	Turnover Target upto Dec. 2018	T.O . Achieved in FY 2018-19 (Upto Dec'18)	Cumulative T.O. upto 31.12.2018	Balance Work Load beyond 31.03.2018
J & K RAIL PROJECT KATRA-QAZIGUND SECTION	12287.56	5248.46	1000.00	772.09	706.23	5954.69	6171.89
CHATTISGARH-CERL Const.	1743.13	489.90	340.00	199.00	241.25	731.15	1011.98
HAJIPUR BACHWARA	584.00	73.80	250.00	133.00	146.34	220.14	363.86
KHULNA MONGLA	911.16	121.66	250.00	150.91	120.70	242.36	668.80
DAVANAGERE HAVERI HIGHWAY	916.93	-	360.00	223.69	119.27	119.27	797.66

# Order Book as on 31.12.2018

## Segment wise Order Book

(Rs. in Crore)

Sl.	Segment	Amount
1.	Railway	23,134
2.	Electrical	416
3.	Buildings	229
4.	Road & Highways	2,307
	<b>Total</b>	<b>26,086</b>



**IRCON INTERNATIONAL LIMITED**

(A Government of India Undertaking)

*Thank You*